

SPECIAL CASES MAY 2026 [DEPT. OF CONS AND ENDO]

SR. NO.	REG NO.	NAME OF PATIENT	AGE	SEX	WORK DONE	NAME OF PG	STAFF SIGN
1	9171X	DANISH KHI		25 M	INLAY C 26	DR AFRIN	
2	25971W	SMITA		48 F	LEDGE BYPASS C 24	DR AFRIN	
3	45691W	RUKMINI		71 F	RADIX C 36	DR SAKINA	
4	18380V	JAYSHREE PATALI		36 F	INLAY CAVITY PREP C 26	DR AFRIN	
5	56470W	MUSKAN		21 F	POST AND CORE C 21	DR BISMAL	
6	56470W	MUSKAN		22 F	POST AND CORE C 22	DR BISMAL	
7	10861X	ABRAR		29 M	APEXIFICATION C 11	DR KUNAL	
8	6487X	ROHIT		16 M	POST SPACE PREP C 11	DR AFRIN	
9	7318X	KRUSHEKANT		19 M	ENDOCROWN C 46	DR BISMAL	
10	61039X	SHAN		43 M	NON VITAL BLEACHING 11	DR KUNAL	
11	8693X	RUMANA		29 F	FILE BYPASS C 36	DR KUNAL	
12	14931X	HUSEN SHAIKH		25 M	INLAY C 26	DR AFRIN	
13	4038X	ASIF		39 M	RADIX C 46	DR KUNAL	
14	18380X	JAYSHREE		36 F	INLAY CEMENTATION C 26	DR AFRIN	
15	9323X	URMILA		32 F	POST SPACE PREP C 34	DR SAKINA	
16	9315X	SALMAN		42 M	LEDGE BYPASS C 26	DR SUFYAN	
17	61951W	ADITYA		33 M	GP SHEARED FOR BLEACHING	DR BUSHRA	
18	50402W	AARAV		10 M	MTA REMOVED C 46	DR BUSHRA	


H. O. D. DEPT.
Conservative Dentistry
M. A. R. C. D. S. R. C.

eyan
5/6/26

DEPARTMENT OF ORAL MEDICINE & RADIOLOGY

SPECIAL CASE RECORD FOR MONTH MAY-2026

CATEGORY	NUMBER OF CASES
DENTOALVEOLAR INFECTIONS	160
DEVELOPMENTAL ANOMALIES	24
ULCERATIVE & VESICULOBULLOUS LESIONS	66
PIGMENTED LESIONS	95
SYNDROMES	3
SALIVARY GLAND DISEASES	32
TMD'S	66
TONGUE LESIONS	9
BENIGN LESIONS	13
MALIGNANCIES	2
ORAL POTENTIALLY MALIGNANT DISORDERS	623



Dr. VINOD V.C. 3/6/26
PROF. & HOD
DEPT. OF OMDR
M.A.R.D.C.H. PUNE
PROF. & HOD

DEPT. OF O.M.R

5.a.iii List of Histopathology Special Cases 2026

(MONTH OF MAY 2026)

Special cases	Number of cases
Odontogenic cyst	01
Odontogenic tumor	—
Squamous cell carcinoma	01
Premalignant lesions	—
Salivary gland diseases (Cyst & tumors)	—
Benign Tumors	02
Reactive / inflammatory lesions	07
T.B Granuloma	01
Malignant Melanoma	—
Fibro Osseous lesion	—
Total	12



H.O.D. DEPT.
Oral Pathology
M.A.R.C.D.S R.C.

M. A. RANGOONWALA COLLEGE OF DENTAL SCIENCES & RESEARCH CENTRE. PUNE
DEPT OF ORAL PATHOLOGY AND ORAL MICROBIOLOGY

5.a.iii List of Histopathology Special Cases 2026

(MONTH OF APRIL 2026)

Special cases	Number of cases
Odontogenic cyst	01
Odontogenic tumor	—
Squamous cell carcinoma	—
Premalignant lesions	—
Salivary gland diseases (Cyst & tumors)	03
Benign Tumors	02
Reactive / inflammatory lesions	06
Others	—
Malignant Melanoma	—
Fibro Osseous lesion	—
Total	12


H.O.D. DEPT.
Oral Pathology
M.A.R.C.D.S R.C.

M. A. RANGOONWALA COLLEGE OF DENTAL SCIENCES & RESEARCH CENTRE. PUNE
DEPT OF ORAL PATHOLOGY AND ORAL MICROBIOLOGY

Details of specialty procedures/operations/specialized treatment
carried out in the Department of Oral Pathology & Microbiology

MONTH OF APRIL 2026

Hematology	Histopathology	Cytology	Total
94	12	32	138



M.O.D. DEPT
Oral Pathology
M.A.R.C.D.S R.C.

M. A. RANGOONWALA COLLEGE OF DENTAL SCIENCES & RESEARCH CENTRE. PUNE
DEPT OF ORAL PATHOLOGY AND ORAL MICROBIOLOGY

Details of specialty procedures/operations/specialized treatment
carried out in the Department of Oral Pathology & Microbiology

MONTH OF MAY 2026

Hematology	Histopathology	Cytology	Total
94	12	30	116


H.O.D. DEPT
Oral Pathology
M.A.R.C.D.S.R.C.